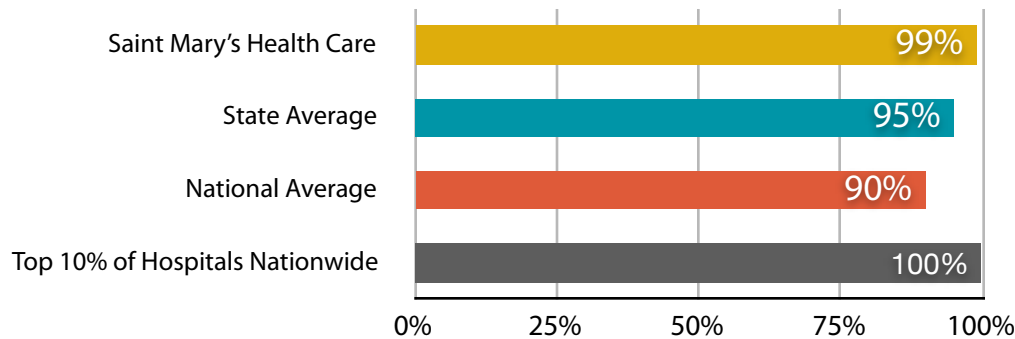
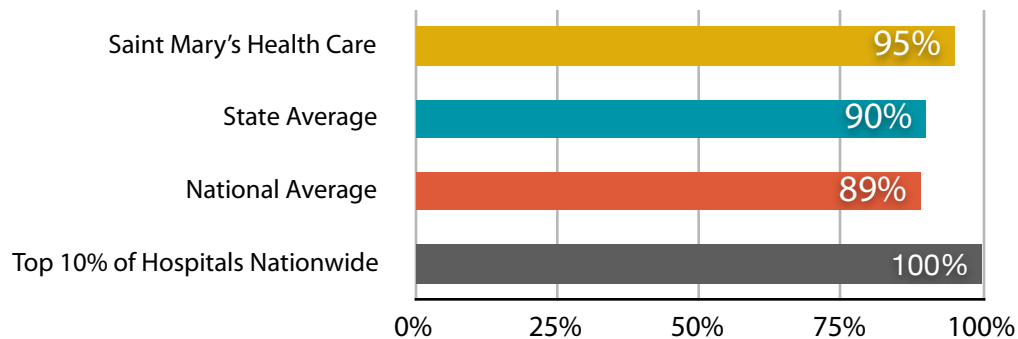


Heart Failure

Percent of Heart Failure Patients Given an Evaluation of Left Ventricular Systolic (LVS) Function*



Percent of Heart Failure Patients Given ACE Inhibitor or ARB for Left Ventricular Systolic Dysfunction (LVSD)*

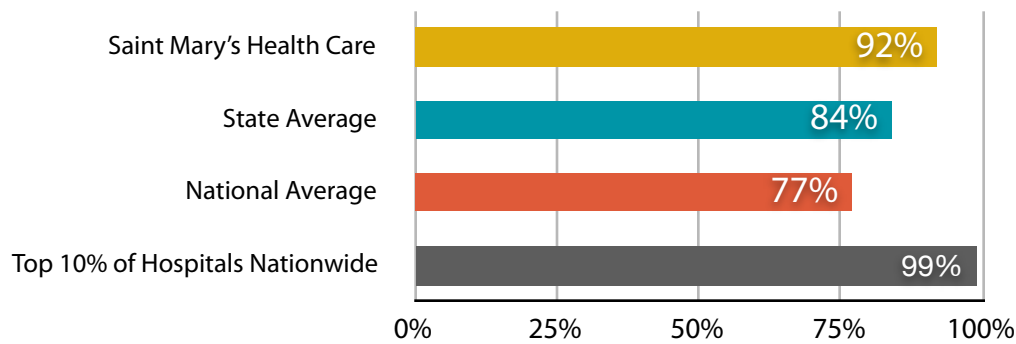


The percentage includes only patients whose history and condition indicate the treatment is appropriate. Talk to your doctor if you have questions about your treatment. This report represents the most up to date data available and therefore may not reflect other quality reporting sites.

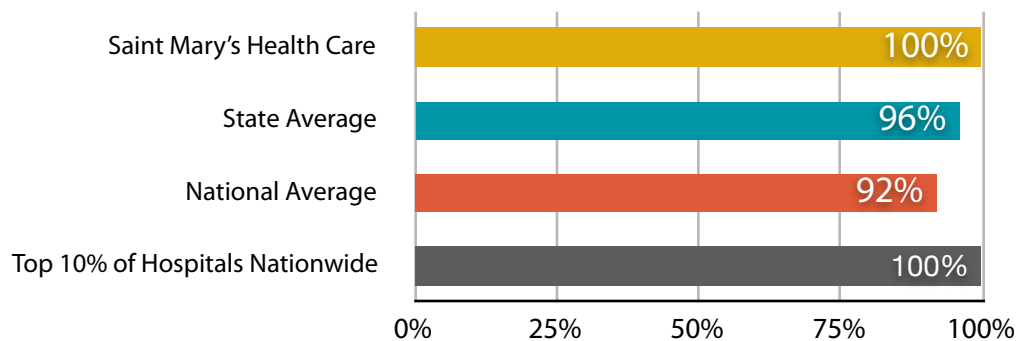
(1) Saint Mary's Health Care data time period: April 2009 to September 2009.

(2) National average and Top 10% of hospitals nationwide were obtained from the Hospital Compare website in January, 2010. The latest reporting period is from January 2009 through March 2009 for all indicators.

Percent of Heart Failure Patients Given Discharge Instructions*



Percent of Heart Failure Patients Given Smoking Cessation Advice/Counseling*



The percentage includes only patients whose history and condition indicate the treatment is appropriate. Talk to your doctor if you have questions about your treatment. This report represents the most up to date data available and therefore may not reflect other quality reporting sites.

(1) Saint Mary's Health Care data time period: April 2009 to September 2009.

(2) National average and Top 10% of hospitals nationwide were obtained from the Hospital Compare website in January, 2010. The latest reporting period is from January 2009 through March 2009 for all indicators.

Key Indicators

	Saint Mary's Health Care	State Average	National Average	Top 10% of Hospitals Nationwide
Percent of Heart Failure Patients Given an Evaluation of Left Ventricular Systolic (LVS) Function*	99%	95%	90%	100%
Percent of Heart Failure Patients Given ACE Inhibitor or ARB for Left Ventricular Systolic Dysfunction (LVSD)*	95%	90%	89%	100%
Percent of Heart Failure Patients Given Discharge Instructions*	92%	84%	77%	99%
Percent of Heart Failure Patients Given Smoking Cessation Advice/ Counseling*	100%	96%	92%	100%

The percentage includes only patients whose history and condition indicate the treatment is appropriate.

Talk to your doctor if you have questions about your treatment. This report represents the most up to date data available and therefore may not reflect other quality reporting sites.

(1) Saint Mary's Health Care data time period: April 2009 to September 2009.

(2) National average and Top 10% of hospitals nationwide were obtained from the Hospital Compare website in January, 2010. The latest reporting period is from January 2009 through March 2009 for all indicators.